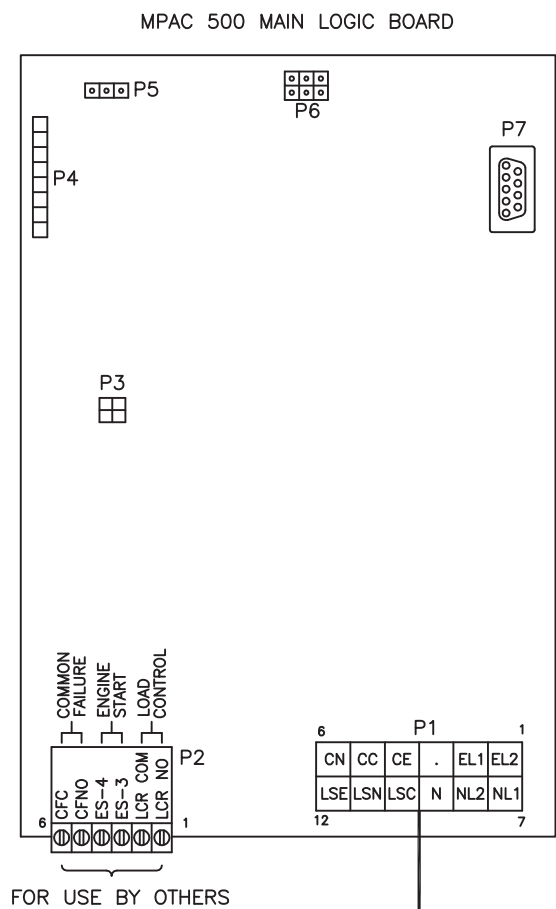
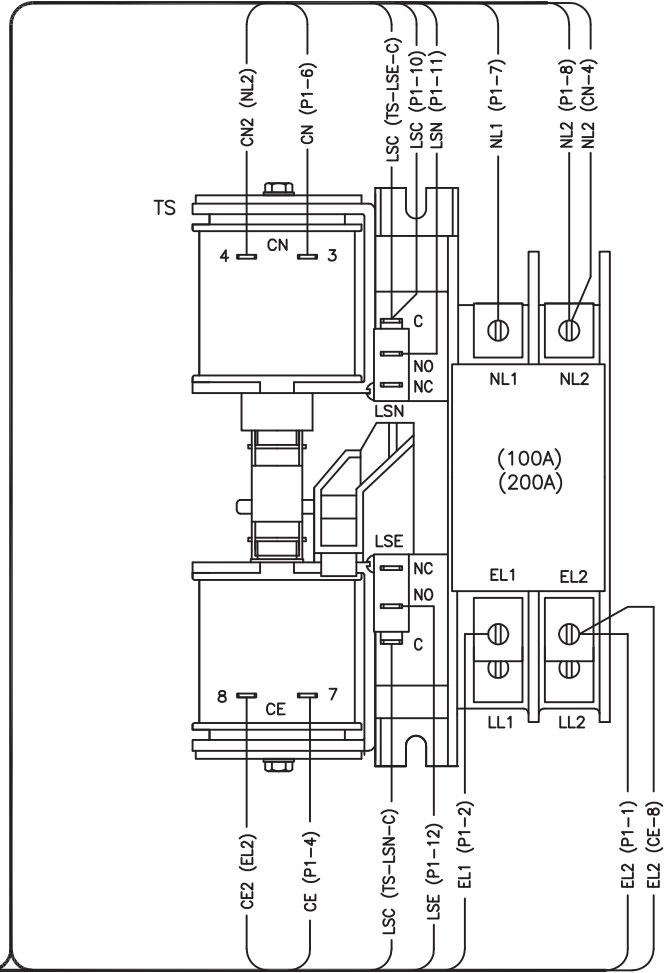


REV	DATE	REVISION	BY	APP
C	10-28-04	(A-1,-2) GENERIC TITLE BLOCK ADDED [73612]	DFS	
D	4-1-05	(B,C-7) P2: PIN 1 & 6 DESIGNATORS ADDED, "COMMON FAILURE"		
		TERMINAL FUNCTION MOVED FROM PINS 1 & 2 TO PINS 5 & 6,		
		"LOAD CONTROL" TERMINAL FUNCTION MOVED FROM PINS 5 & 6		
		TO PINS 1 & 2, TERMINAL DESCRIPTIONS REVISED [74777]	DFS	
E	4-10-06	(C-4) CC WIRE CONNECTION MOVED TO TOP OF NEUTRAL WAS		
		BOTTOM [77781]	SAM	

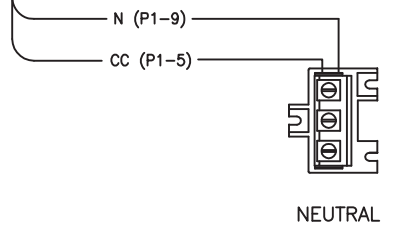


- P1 CONNECTIONS**
- |        |     |             |
|--------|-----|-------------|
| PIN #1 | EL2 | (TS-EL2)    |
| 2      | EL1 | (TS-EL1)    |
| 3      | N/C | .           |
| 4      | CE  | (TS-CE-7)   |
| 5      | CC  | (NEUTRAL)   |
| 6      | CN  | (TS-CN-3)   |
| 7      | NL1 | (TS-NL1)    |
| 8      | NL2 | (TS-NL2)    |
| 9      | N   | (NEUTRAL)   |
| 10     | LSC | (TS-LSN-C)  |
| 11     | LSN | (TS-LSN-NO) |
| 12     | LSE | (TS-LSE-NO) |



**LEGEND**

GND - ENCLOSURE GROUND  
P(#)- CONNECTOR  
TS - TRANSFER SWITCH/CONTACTOR



FOR SCHEMATIC SEE GM34466.

MPAC 500  
OPEN TRANSITION  
100A ATS  
200A ATS

UNLESS OTHERWISE SPECIFIED - 1) DIMENSIONS ARE IN INCHES 2) TOLERANCES ARE: FRACTIONS ±		<b>KOHLER CO.</b> POWER SYSTEMS, KOHLER, WI 53044 U.S.A. THIS DRAWING, IN DESIGN AND DETAIL, IS KOHLER CO. PROPERTY AND MUST NOT BE USED EXCEPT IN CONNECTION WITH KOHLER CO. WORK. ALL RIGHTS OF DESIGN OR INVENTION ARE RESERVED.	
APPROVALS	DATE	TITLE	SCALE
DRAWN DFS	7-13-04	DIAGRAM, WIRING	///
CHECKED JS	7-15-04		
APPROVED JS	7-15-04		
JOB NO. GM34465.DWG		SHEET 1-1	
DWG. NO. GM34465		D	